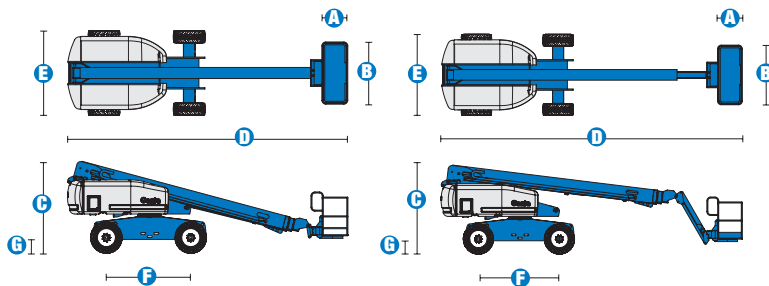


# Specifications



MODELS	S™-60		S™-65	
MEASUREMENTS	US	Metric	US	Metric
Working height maximum*	66 ft	20.30 m	71 ft	21.80 m
Platform height maximum	60 ft	18.30 m	65 ft	19.80 m
Horizontal reach maximum	50 ft 10 in	15.48 m	56 ft 2 in	17.10 m
Below ground reach	5 ft 7 in	1.70 m	8 ft 11 in	2.72 m
A Platform length - 8 ft model	3 ft	.91 m	3 ft	.91 m
Platform length - 6 ft model	2 ft 6 in	.76 m	2 ft 6 in	.76 m
B Platform width - 8 ft model	8 ft	2.44 m	8 ft	2.44 m
Platform width - 6 ft model	6 ft	1.83 m	6 ft	1.83 m
C Height - stowed	8 ft 11 in	2.72 m	8 ft 11 in	2.72 m
D Length - stowed	27 ft 11 in	8.51 m	31 ft 2 in	9.50 m
Length - transport (jib tucked under)	—	—	25 ft	7.60 m
E Width (with standard tires)	8 ft 2 in	2.49 m	8 ft 2 in	2.49 m
F Wheelbase	8 ft 2.5 in	2.50 m	8 ft 2.5 in	2.50 m
G Ground clearance - center	1 ft 2.5 in	.37 m	1 ft 2.5 in	.37 m

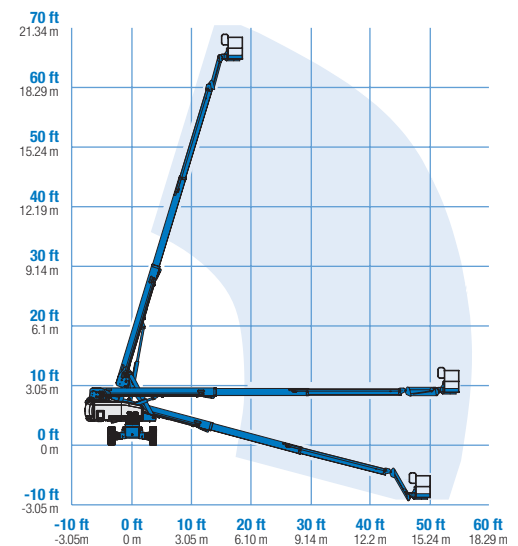
PRODUCTIVITY				
Lift capacity	500 lbs	227 kg	500 lbs	227 kg
Platform rotation	160°		160°	
Vertical jib rotation	—		135°	
Turntable rotation	360° continuous		360° continuous	
Turntable tailswing	4 ft	1.22 m	4 ft	1.22 m
Drive speed - 2WD stowed	4.0 mph	6.4 km/h	4.0 mph	6.4 km/h
Drive speed - 4WD stowed	3.0 mph	4.8 km/h	3.0 mph	4.8 km/h
Drive speed - raised or extended	0.68 mph	1.1 km/h	0.68 mph	1.1 km/h
Gradeability - 2WD - stowed**	30%		30%	
Gradeability - 4WD - stowed**	45%		45%	
Turning radius - inside	7 ft 9 in	2.36 m	7 ft 9 in	2.36 m
Turning radius - outside	18 ft 2 in	5.54 m	18 ft 9 in	5.72 m
Controls	12 V DC proportional		12 V DC proportional	
Tires - RT Lug	355/55D 625		355/55D 625	

POWER				
Power source	Ford DSG-423 4 cylinder gas/LPG 75 hp (56 kW) Deutz D2011L03i 3 cylinder diesel 46 hp (34.3 kW) Perkins 404D-22 4 cylinder diesel 51 hp (38 kW)			
Auxiliary power unit	12 V DC		12 V DC	
Hydraulic tank capacity	45 gal	170 L	45 gal	170 L
Fuel tank capacity	35 gal	132 L	35 gal	132 L

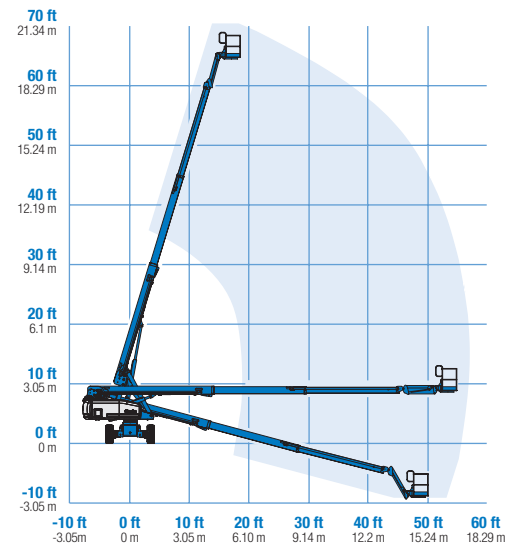
WEIGHT***				
2WD	20,520 lbs	9,308 kg	22,100 lbs	10,024 kg
4WD	20,690 lbs	9,385 kg	22,270 lbs	10,102 kg

**STANDARDS COMPLIANCE** ANSI A92.5, CSA B354.4, CE Compliance, AS 1418.10

## RANGE OF MOTION S™-60



## RANGE OF MOTION S™-65



\* The metric equivalent of working height adds 2 m to platform height. U.S. adds 6 ft to platform height.

\*\* Gradeability applies to driving on slopes, see operator's manual for details regarding slope ratings.

\*\*\* Weight will vary depending on options and/or country standards.



## Features

### EASILY CONFIGURED TO MEET YOUR NEEDS

#### PLATFORM OPTIONS

- Steel 8 ft (2.44 m) (standard)
- Steel 6 ft (1.83 m)
- Steel 6\*\* or 8 ft (1.83 or 2.44 m) tri-entry
- Steel 4 ft (1.22 m)\*\*
- Steel 5 ft (1.52 m)\*\*

#### JIB OPTIONS

- Non-jib
- 5 ft (1.52 m) jib boom

#### POWER OPTIONS

- Ford gas/LPG 75 hp (56 kW)
- Deutz diesel 46 hp (34.3 kW)
- Perkins diesel 51 hp (38 kW)

#### DRIVE OPTIONS

- 2WD
- 4WD

#### AXLE OPTIONS

- Active oscillation
- Non-oscillating

#### TIRE OPTIONS

- Rough terrain air-filled (standard)
- Rough terrain foam-filled
- Rough terrain non-marking (air or foam-filled)
- High flotation air-filled
- Sealant treated air-filled

\* Available on select models

\*\* Not available on CE machines

### STANDARD FEATURES

#### MEASUREMENTS

##### S™-60

- 66 ft (20.30 m) working height
- 50 ft 10 in (15.48 m) horizontal reach
- Up to 500 lb (227 kg) lift capacity

##### S™-65

- 71 ft (21.80 m) working height
- 56 ft 2 in (17.10 m) horizontal reach
- Up to 500 lb (227 kg) lift capacity

#### PRODUCTIVITY

- Self-leveling platform
- Hydraulic platform rotation
- Fully proportional Hall effect joystick controls
- Fuel select switch on platform and ground control panels (Gas/LPG models)
- Drive enable
- AC power cord to platform
- Tilt alarm
- Descent alarm
- Hour meter
- Horn
- 360° continuous turntable rotation
- Positive traction drive
- Two speed wheel motors

#### POWER

- All engines are emissions compliant
- 12 V DC auxiliary power
- Anti-restart engine protection
- Auto engine fault shutdown
- Swing out engine tray
- Deutz intake air heater

### OPTIONS & ACCESSORIES

#### PRODUCTIVITY

- 750 lbs. (340 kg) capacity (S™-60 only)
- Platform swing gate
- Half-mesh platform inserts with swing gate
- Platform top auxiliary rail
- Arc Pro 275™ Heavy-Duty Welder package
- Welder Ready package
- Weld leads to platform
- Air line to platform
- Hydraulic oil cooler
- Fire resistant hydraulic oil
- Biodegradable hydraulic oil
- Basic hostile environment kit
- Deluxe hostile environment kit
- Deluxe aircraft protection package (6 ft platform)
- Thumb rocker steer
- Tool tray
- Fluorescent tube caddy
- Pipe cradle (pair)
- Alarm package
- Panel cradle package
- Platform work lights
- Front driving lights
- Lockable platform control box covers
- Second battery
- Tow package

#### POWER

- Engine gauge package
- AC generator packages (110V/60Hz, 3000W or 220V/50Hz, 2500W)
- Cold Weather Packages
- Arctic Packages
- Diesel scrubber/spark arrestor muffler
- Diesel spark arrestor muffler
- LPG tank 33.5 lb (15.19 kg) capacity
- Additional LPG tank with carrier
- Air precleaner
- Retained key selector switch

#### Working At Height Limited

(Southern Office)  
Amberley Court  
Old Elstead Road  
Milford  
Surrey  
GU8 5EB

Tel: 01483 415 410  
Fax: 01483 417 719

#### Working At Height Limited

(Northern Office)  
The Portergate  
Ecclesall Road  
Sheffield  
South Yorkshire  
S11 8NX

Tel: 0114 209 6206  
Fax: 0114 209 6001

#### Suppliers of:

Powered Access Platforms  
Aerial Work Platforms  
Runabout Access Platforms  
Scissor Lifts  
Articulating Boom Access Platforms  
Telescopic Boom Access Platforms  
Material Lifts  
Telehandlers  
MEWPS Training